


STEP RANGE FROM COFFETEK



ENJOY  
YOUR  
COFFEE




MEAL  
SERVED  
8h-20h



STEP





IN-TOUCH PATENTED TECHNOLOGY

VIDEO SCREEN

LED LIT CUP AREA

JUG FACILITY

COFFEE SHOP DRINK RANGE

I-DETECT GUARANTEED VEND SYSTEM

ENERGY SAVING MODE

QUICK CODE FACILITY

LARGE SCREEN

MILK MICROFOAM



## Why Select Coffetek?

Coffetek has more than 30 years experience in the design and manufacture of beverage dispense systems. Our products have been successfully exported throughout Europe and as far afield as the Far East and Australasia. In the UK we have built an enviable reputation for equipment simplicity and reliability achieved through exploiting our experience in product design and innovation. Coffetek is a member of the Azkoyen Group of companies, with origins dating back to 1945 Azkoyen specialise in the design and manufacture of a complete range of merchandising systems. With this combined expertise & resource we are able to offer one of the most comprehensive refreshment solutions in the world.

# STEP






# Step Hot Beverage Machine



Combining stunning design and proven robust technology, the STEP free standing range from Coffetek is at the cutting edge of vending dispense systems.

Finished in smoked glass the angular design with patented In-Touch user interface is akin to many consumer electronic devices. The large icon buttons make drink selection simple and quick. A video display provides user instructions, vend sequence and can be programmed to provide useful information such as nutritional content and calorific values.

Available in single fresh brew tea, Bean to cup \ freshbrew coffee & leaf tea or Espresso the Step range provides a complete menu of coffee shop style



drinks – anything from sophisticated continental coffee blends to fresh leaf tea and indulgent hot chocolates, the in touch selection system allows you to fully customise your drink, altering the amount of sugar & milk to be added along with preparing the drink weaker or stronger – the choice is yours.



Once you have created a perfect beverage, the unique quick code function provides a selection number for rapid choice the next time you select a drink.

## Quick Code Facility

Once perfected the selection process can be enhanced by using the Neo Quick Code facility. This provides the user with a unique code for their optimum beverage which can be entered using the quick code function.



**Quick Code**





- **Large open cup station** - enhances the user experience allowing full view of your drink being prepared
- **Pin code facility** - the pin code facility allows you to enter a 3 digit code for a single free vend or to enable the jug fill facility for those all-important meetings
- **I-Detect facility** - the I-Detect facility ensures that a cup dispenses every time or your money back! I-Detect also allows you to place your own cup which is automatically detected
- **Payment solutions** - the Step beverage machine can be provided with a range of payment solutions including coins and cashless
- **TextAlert** - simple system to allow real time reporting of machine issues, reducing downtime and improving customer service
- **LED lit serving area** – LED lighting illuminates the serving area allowing you to see your drink being freshly prepared.
- Milk Foam

## Step Environmental Benefits

The Step beverage machine incorporates the most advanced energy saving mode available, saving up to 30% in energy consumption.

Most systems rely on the machine having a specific time period set to enter a shutdown or economy mode. The Step has inbuilt learning technology which monitors usage and automatically alters the shutdown or economy mode time periods.

**Energy Learn®** Uses the selection system to detect usage

**Energy I-Detect®** An advanced movement sensor detects a user on approach to the machine



- First machine manufacturer to have machine independently tested to the EVA-EMP standard;
  - Consumes just 86 watt hours / hr
  - 90% of the Step hot beverage machine is recyclable at the end of life
  - LED Lighting option
  - Paperless brewing system, no paper waste
  - Cup sensor allows use of own cup reducing plastic and paper cup usage



# Step Snack & Drinks Machines



Shown in Step black gloss

## Palma H

Available in the four configurations detailed below the Palma H has a specification to suit all requirements.

Supplied in a dual zone format the Palma H is able to dispense cold drinks as well as a range of sandwich and food products\*.

## Palma B

Offering complete flexibility the Palma B can dispense chilled cans and bottles at the single press of a button.

A+ ENERGY RATED



LED LIGHTING



I-DETECT  
GUARANTEED VEND



INOX PRICING  
SYSTEM



GLO SHELF  
DIVIDERS



CONFIGURATIONS

Palma H70ST

Shelf A	10	10	10	Crisp		
Shelf B	10	10	10	Crisp		
Shelf C	10	10	10	Crisp		
Shelf D	10	10	10	Crisp		
Shelf E	19	15	15	15	11	Candy
Shelf F	19	15	15	15	11	Candy

Palma H70DT

Shelf A	10	10	10	Crisp		
Shelf B	10	10	10	Crisp		
Shelf C	19	15	15	15	11	Candy
Shelf D	19	15	15	15	11	Candy
Shelf E	DUAL TEMPERATURE					Bottles 0.50
Shelf F	5	5	5	5	5	Cans 0.33

Palma H87ST

Shelf A	10	10	10	10	Crisp		
Shelf B	10	10	10	10	Crisp		
Shelf C	10	10	10	10	Crisp		
Shelf D	19	19	15	15	15	11	Candy
Shelf E	19	19	15	15	15	11	Candy
Shelf F	19	19	15	15	15	11	Candy

Palma H87DT

Shelf A	10	10	10	10	Crisp		
Shelf B	10	10	10	10	Crisp		
Shelf C	19	19	15	15	15	11	Candy
Shelf D	19	19	15	15	15	11	Candy
Shelf E	DUAL TEMPERATURE					Bottles 0.50	
Shelf F	5	5	5	5	5	Cans 0.33	

Palma B5


0	0	0	0	0	0
3	3	3	3	3	3
3	3	3	3	3	3
3	3	3	3	3	3
3	3	3	3	3	3
3	3	3	3	3	3
Capacity	Capacity	Capacity	Capacity	Capacity	Capacity
60	60	60	60	60	60
2 Deep	2 Deep	2 Deep	2 Deep	2 Deep	2 Deep
Total Cans 300					

Palma B6

0	0	0	0	0	0
3	3	3	3	3	3
3	3	3	3	3	3
3	3	3	3	3	3
3	3	3	3	3	3
3	3	3	3	3	3
Capacity	Capacity	Capacity	Capacity	Capacity	Capacity
108	108	108	108	27	54
4 Deep	4 Deep	4 Deep	4 Deep	1 Deep	2 Deep
Total Cans 513					

\*special configurations available on request

Bottle configurations also available



### GREEN CREDENTIALS

- A+ Energy rated
- LED low energy lighting
- Super insulation properties

# Specification

Drink Selection	SFBT	Bean to Cup / Fresh Brew Coffee	Espresso	Drink Selection	SFBT	Bean to Cup / Fresh Brew Coffee	Espresso
Bean Coffee*		•	•	Espresso*	•	•	•
Fresh brew coffee*		•		Cappuccino*	•	•	•
Instant Coffee*	•			Caffe Latte*	•	•	•
Decaff * or Instant Coffee* or Soup		•	•	Caffe Mocha	•	•	•
Decaff or Instant Coffee*	•			Hot Water	•	•	•
Leaf Tea*	•	•	•	Soup	•		
Hot Chocolate	•	•	•				
Chocomilk	•	•	•				

\* Available with or without milk and sugar.

≠ Available with or without sugar.

Dimensions					
Model	Step	Palma H70	Palma H87	Palma B5	Palma B6
Height (mm)	1830	1830	1830	1830	1830
Depth (mm)	710	865	875	620	882
Width (mm)	700	723	888	725	889
Weight (Kg)	120	270	340	227	340
Electrical Specification					
Voltage	230Vac, 13A Single Phase	230Vac, 13A Single Phase	230Vac, 13A Single Phase	230Vac, 13A Single Phase	230Vac, 13A Single Phase
Frequency	50Hz	50Hz	50Hz	50Hz	50Hz
Water					
Pressure	min 170Kpa, (1.7 Bar) max, 830Kpa, (8.3 Bar)				
Supply	15mm mains supply from rising main terminating in stop cock				
Filtration	Industry standard - taste, odour & scale reduction**				
Capacity					
Cups	up to 550				
Selection \ Capacity		<b>ST</b> Snack 12\120 Confectionery 12\180 Total 24\300	<b>ST</b> Snack 12\120 Confectionery 24\360 Total 36\480	5 selections with maximum of 60 cans per selection or 30 bottles per selection	6 selections - 4 with maximum of 108 cans per selection or 54 bottles. 1 selection with 54 cans or 27 bottles. 1 selection with 27 cans only.
		<b>DT</b> Snack 6\60 Confectionery 12\180 Can 6\30 Bottle 6\30 Total 30\300	<b>DT</b> Snack 8\80 Confectionery 16\240 Can 8\40 Bottle 8\40 Total 40\400		
Other					
Payment system	MDB - industry standard cash & cashless systems, Euro ready. Coffetek recommend and supply the Coges range of payment solutions**				

\*\*Cost Option

Canister Capacities										
	Instant Coffee		Fresh Coffee		Coffee Beans		Leaf Tea		Milk Powder	
	Capacity(g)	Cups	Capacity(g)	Cups	Capacity(g)	Cups	Capacity(g)	Cups	Capacity(g)	Cups
Step SFBT	1000	625					1800	720	2700	675
Step BTC	1000	625	1400	175	1400	175	1800	720	2700	675
Step Espresso					1880	235	1800	720	2700	675
	Milk Granules		Chocolate		Sugar		Soup			
	Capacity(g)	Cups	Capacity(g)	Cups	Capacity(g)	Cups	Capacity(g)	Cups		
Step SFBT	1300	325	2700	135	3500	583	2250	188		
Step BTC	1300	325	2700	135	3500	583	2250	188		
Step Espresso	1300	325	2700	135	3500	583	2250	188		



Coffetek, Unit 1 & 2, Portishead Business Park, Old Mill Road, Portishead, Bristol BS20 7BX, England.  
Tel: +44 (0)1275 844471 Fax: +44 (0)1275 844531 E-mail: sales@coffetek.co.uk Web: www.coffetek.co.uk

Coffetek pursues a policy of continuing improvement in design and performance of its products. The right is therefore reserved to vary specifications without notice. Colour reproduction is as accurate as possible within the limitations of the printing process.

**CE** This equipment complies and is marked in accordance with the legislative requirements of the European Community.